

POWERED BY



## Request for Proposals Office Furniture

NOTICE IS HEREBY GIVEN that the Board of Big Sky Economic Development (BSED) is currently requesting proposals from qualified vendors to provide office furniture according to the specifications listed below in **Attachment A**.

### Background Information

Big Sky Economic Development is the host organization of eight programs that focus on the growth and development of businesses, the recruitment of new business, and the development of our region's vibrant economy.

BSED is currently renovating a four story, 24,111 sq. ft. building located at 201 N. Broadway in downtown Billings. The renovated facility will be the home of BSED's programs and the new Rock31 Entrepreneur Development Center. Rock31 will provide programming designed to accelerate high-growth entrepreneurship as well as provide physical coworking space and meeting space.

BSED is moving into its new space in June 2022. The exact move in date is contingent on the timeliness of the construction schedule, and any changes to this timeline will be communicated well in advance of the move-in date.

### Proposal Submission:

All interested firms should submit one (1) proposal electronically and mail or deliver one (1) original plus seven (7) copies of their proposal to Big Sky Economic Development, 222 North 32<sup>nd</sup> Street, Suite 200, Billings Montana, 59101, Attention: Becky Rogers.

Proposals must be received no later than 4:00pm on Thursday, December 2, 2021. Proposals received after the RFP closing date and time will not be considered.

All participants must attend a mandatory informational meeting on Friday, November 19, 2021 at 8:00am held via Zoom conference call. Email [RSVP@bigskyeda.org](mailto:RSVP@bigskyeda.org) to request the meeting link.

All questions regarding this RFP should be directed to Becky Rogers, who can be reached at [becky@bigskyeda.org](mailto:becky@bigskyeda.org) or by calling 406-869-8405. It is acceptable to consult with Madeline Rajtar at Cushing Terrell ([MadelineRajtar@cushingterrell.com](mailto:MadelineRajtar@cushingterrell.com)) regarding furniture specifications.

Vendors will be asked to participate in a short interview with the selection committee regarding their proposal on Tuesday, December 7<sup>th</sup> between 11:30am – 2:00pm.

Tours of the construction site are available upon request.

BSED is a public organization and subject to open record laws. **Please note that all correspondence to BSED staff and the materials submitted in response to this RFP are subject to public review.**

**Proposal Requirements are as follows:**

1. Proposals are not to exceed a **50**-page limit.
2. Proposal pricing must be presented using the spreadsheet format provided.
3. Provide images or links to proposed furnishings.
4. Specify the details of warranty coverage.
5. Confirm ability to hold proposed prices for **60** days.
6. Confirm ability to deliver, store, and install proposed furnishings according to the June 2022 move-in date. List any costs owner will be charged for storage.
7. Describe experience and capabilities for providing similar products.
8. Provide two examples of furnishings provided for similar projects. Local examples preferred.

**Proposals are subject, but not limited to, the following criteria:**

1. Proposals should closely match the proposed look and feel concepts provided in Attachment A.
2. Proposals should match the specifications provided in Attachment A.
3. Furniture that lends itself to a flexible layout is strongly preferred.
4. Furniture that adds value to an inspirational, collaborative environment is strongly preferred.

**Alternatives:**

1. Proposals may include reasonable alternatives to the criteria above.
2. Proposals that include a donated value for the purpose of supporting the economic development mission of our organization will be considered.

**Scoring:**

Proposals will be scored according to the following 100 point scale:

1. Meets functionality goals – 15 points
2. Matches “Look and Feel” concepts – 15 points
3. Total Price – 15 points
4. Ability to hold price for 60 days – 10 points
5. Delivery/Storage/Install Schedule – 10 points
6. Warranty – 10 points
7. Experience providing similar products for similar projects – 5 points
8. Member Investor Company – 5 points
9. Located in Yellowstone County – 5 points
10. Interview with Selection Committee – 10 points

**Timeline:**

All participants must attend a mandatory meeting on Friday, November 19, 2021 at 8:00am held via Zoom conference call. Email [RSVP@bigskyeda.org](mailto:RSVP@bigskyeda.org) to request the meeting link.

Proposals must be received no later than 4:00pm on Thursday, December 2, 2021.

Interviews will be held on Tuesday, December 7, between 11:30am – 2:00pm.

Participants will be notified regarding the review and consideration of proposals on or before Thursday, December 9, 2021.

**Disclaimers:**

The Board of Big Sky Economic Development reserves the right to reject any or all proposals received (in part or in full), to waive informalities to evaluate the proposals submitted, to take submitted proposals and further explore opportunities, and to accept the proposal which in BSED's judgement best services the interests of BSED's Mission.

**ATTACHMENT A**  
**OFFICE FURNITURE SPECIFICATIONS**

# **BSED Furniture Bid Pack**

Big Sky Economic Development

# **BSED Furniture Look + Feel**

Big Sky Economic Development


# BSED Look + Feel | Desks + Systems Furniture

## Spline Systems Furniture Workstation Panels

Monolithic Panels Finished in Tackable Upholstery on Inside | Plastic Laminate to Match Pionite Tailgating on Outside | Glass/Acrylic/Resin Frosted Panel Stackers on Top\* | Leveling Guides | Removable Base Cover

## End Systems Furniture Workstation Panels

Monolithic Panels Finished in Tackable Upholstery on Inside | Plastic Laminate to Match Pionite Tailgating on Outside | Glass/Acrylic/Resin Frosted Panel Stackers on Top\* | Leveling Guides | Removable Base Cover



## Privacy Screens

Two Sided | Upholstered

## Sit + Stand Desks

Wood Visual to Match Pionite Tailgating | 26" - 42" Height Range | T Leg in Charcoal | Programmable/Memory Control | Anti-Collision Detection | Leveling Guides

## Task Chairs

Star Base on Casters | Vinyl Seat or Cleanable Resilient Upholstery | 75,000 Double Rubs

**Note:** Sit Test Requested Per Client

## Price Group 1

**Desks:** Plastic Laminate

**Task Seating:** Upholstered | Grade 1

**Task Back:** Poly

**Workstation Panels:** Grade 1 | Acrylic Top\*

**Note:** Client has requested to price out various Pricing Groups for all desks. Price Group 1 as Plastic Laminate, Price Group 2 as Veneer, and Price Group 3 as Wood. Finishes are to match Pionite Tailgating.

**Note:** Reference finish plans for flooring finishes when recommending types of casters, glides, etc., to protect flooring finish and furniture. Coordinate all casters, glides, etc., with client prior to ordering.

**Note\*:** Glass/Acrylic/Resin Frosted Panel Stackers to be provided at third floor only.

## Price Group 2

**Desks:** Veneer

**Task Seating:** Upholstered | Grade 3

**Task Back:** Upholstered | Grade 3

**Workstation Panels:** Grade 3 | Acrylic Top\*

## Price Group 3

**Desks:** Wood

**Task Seating:** Upholstered | Grade 6

**Task Back:** Mesh | Grade 6

**Workstation Panels:** Grade 6 | Glass Top\*

# BSED | Systems Furniture | First Floor

## Spline Systems Furniture Workstation Panels

Monolithic Panels Finished in  
Tackable Upholstery on Inside |  
Plastic Laminate to Match Pionite  
Tailgating on Outside | Leveling  
Guides | Removable Base Cover

## End Systems Furniture Workstation Panels

Monolithic Panels Finished in  
Tackable Upholstery on Inside |  
Plastic Laminate to Match  
Pionite Tailgating on Outside |  
Leveling Guides | Removable  
Base Cover



## Privacy Screens

Two Sided | Upholstered

## Price Group 1

Workstation Panels: Grade 1

## Price Group 2

Workstation Panels: Grade 3

## Price Group 3

Workstation Panels: Grade 6

Note\*: Glass/Acrylic/Resin Frosted Panel Stackers to be provided at third floor only.



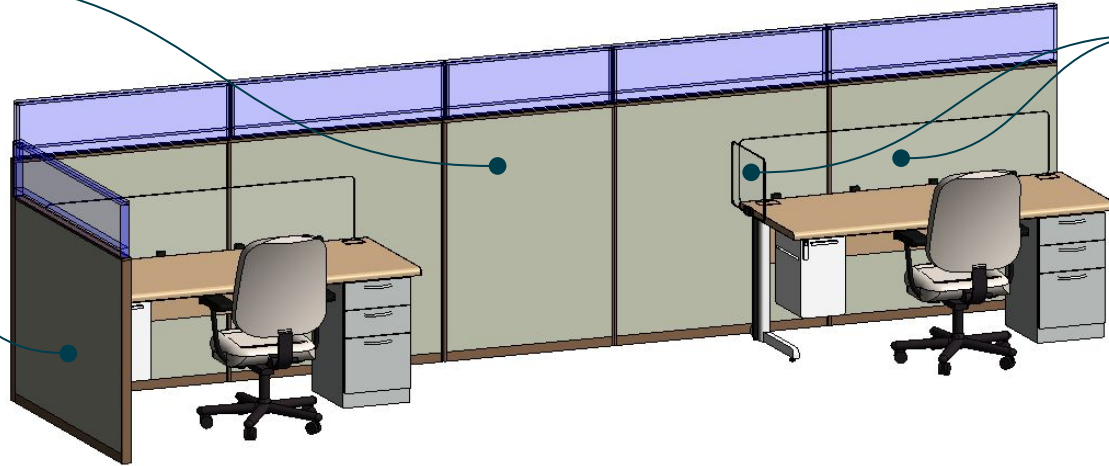
# BSED | Systems Furniture | Third Floor

## Spline Systems Furniture Workstation Panels

Monolithic Panels Finished in  
Tackable Upholstery on Inside |  
Plastic Laminate to Match  
Pionite Tailgating on Outside |  
Glass/Acrylic/Resin Frosted  
Panel Stackers on Top\* |  
Leveling Guides | Removable  
Base Cover

## End Systems Furniture Workstation Panels

Monolithic Panels Finished in  
Tackable Upholstery on Inside |  
Plastic Laminate to Match  
Pionite Tailgating on Outside |  
Glass/Acrylic/Resin Frosted  
Panel Stackers on Top\* |  
Leveling Guides | Removable  
Base Cover



## Privacy Screens

Two Sided | Upholstered

## Price Group 1

Workstation Panels: Grade 1 | Acrylic Top\*

## Price Group 2

Workstation Panels: Grade 3 | Acrylic Top\*

## Price Group 3

Workstation Panels: Grade 6 | Glass Top\*

**Note\*:** Glass/Acrylic/Resin Frosted Panel Stackers to be provided at third floor only.

# BSED Look + Feel | Co-Working Space



## Low Top + High Top Tables

Wood Visual Top to Match  
Pionite Tailgating | Charcoal  
Metal Legs | Power at Table  
Surface

## Chairs + Bar Stools

Four Post Comfortable Chair or  
Barstool (Footrest) with Back  
Support | Vinyl Seat or Cleanable  
Resilient Upholstery | Charcoal  
Metal Legs or Wood Legs |  
75,000 Double Rubs | Felt Glides

**Note:** See Item # for Arms or No  
Arms

## Price Group 1

**Tables:** Plastic Laminate  
**Chair Seat:** Upholstered | Grade 1  
**Chair Back:** Upholstered | Grade 1

## Price Group 2

**Tables:** Veneer  
**Chair Seat:** Upholstered | Grade 3  
**Chair Back:** Upholstered | Grade 3

## Price Group 3

**Desks:** Wood  
**Chair Seat:** Upholstered | Grade 6  
**Chair Back:** Wood

**Note:** Client has requested to price out various Pricing Groups for all tables. Price Group 1 as Plastic Laminate, Price Group 2 as Veneer, and Price Group 3 as Wood. Finishes are to match Pionite Tailgating.

# BSED Look + Feel | Co-Working Space



## Low Top + High Top Tables

Wood Visual Top to Match  
Pionite Tailgating | Charcoal  
Metal Legs | Power at Table  
Surface

## Chairs + Bar Stools

Four Post Comfortable Chair or  
Barstool (Footrest) with Back  
Support | Vinyl Seat or Cleanable  
Resilient Upholstery | Charcoal  
Metal Legs or Wood Legs |  
75,000 Double Rubs | Felt Glides

**Note:** See Item # for Arms or No  
Arms

## Price Group 1

**Tables:** Plastic Laminate

**Chair Seat:** Upholstered | Grade 1

**Chair Back:** Upholstered | Grade 1

## Price Group 2

**Tables:** Veneer

**Chair Seat:** Upholstered | Grade 3

**Chair Back:** Upholstered | Grade 3

## Price Group 3

**Tables:** Wood

**Chair Seat:** Upholstered | Grade 6

**Chair Back:** Wood

**Note:** Client has requested to price out various Pricing Groups for all tables. Price Group 1 as Plastic Laminate, Price Group 2 as Veneer, and Price Group 3 as Wood. Finishes are to match Pionite Tailgating.

**Note:** Reference finish plans for flooring finishes when recommending types of casters, glides, etc., to protect flooring finish and furniture. Coordinate all casters, glides, etc., with client prior to ordering.

# BSED Look + Feel | Huddles + Conference Rooms

## Conference Tables

Wood Visual Top to Match  
Pionite Tailgating | Charcoal  
Metal Legs | Power at Table  
Surface



## Side Chairs + Conference Chairs

Star Base on Casters | Vinyl Seat or  
Cleanable Resilient Upholstery |  
75,000 Double Rubs

**Note:** See Item # for Arms or No  
Arms

## Price Group 1

**Tables:** Plastic Laminate

**Chair Seat:** Upholstered | Grade 1

**Chair Back:** Poly

## Price Group 2

**Tables:** Veneer

**Chair Seat:** Upholstered | Grade 3

**Chair Back:** Mesh | Grade 3

## Price Group 3

**Tables:** Wood

**Chair Seat:** Upholstered | Grade 6

**Chair Back:** Upholstered | Grade 6

**Note:** Client has requested to price out various Pricing Groups for all tables. Price Group 1 as Plastic Laminate, Price Group 2 as Veneer, and Price Group 3 as Wood. Finishes are to match Pionite Tailgating.

**Note:** Reference finish plans for flooring finishes when recommending types of casters, glides, etc., to protect flooring finish and furniture. Coordinate all casters, glides, etc., with client prior to ordering.

# BSED Look + Feel | Multipurpose Pitch Space



## **Stacking Chairs**

Stacking Chair | Vinyl Seat or  
Cleanable Resilient Upholstery |  
75,000 Double Rubs

**Note:** See Item # for Arms or No  
Arms

## **Price Group 1**

**Chair Seat:** Upholstered | Grade 1  
**Chair Base:** Plastic

## **Price Group 2**

**Chair:** Upholstered | Grade 3  
**Chair Base:** Metal

## **Price Group 3**

**Chair:** Upholstered | Grade 6  
**Chair Base:** Wood

**Note:** Reference finish plans for flooring finishes when recommending types of casters, glides, etc., to protect flooring finish and furniture. Coordinate all casters, glides, etc., with client prior to ordering.

# BSED Look + Feel | Multipurpose Pitch Space

## Nesting Training Tables

Wood Visual Top to Match  
Pionite Tailgating | Charcoal  
Metal Legs | Power at Table  
Surface + No Power at Table  
Surface

**Note:** See Item # for Power or  
No Power



## Nesting Chairs

Nesting Chairs on Casters | Vinyl  
Seat or Cleanable Resilient  
Upholstery | 75,000 Double Rubs

**Note:** See Item # for Arms or No  
Arms

## Price Group 1

**Tables:** Plastic Laminate

**Chair Seat:** Upholstered | Grade 1

**Chair Back:** Poly

## Price Group 2

**Tables:** Veneer

**Chair Seat:** Upholstered | Grade 3

**Chair Back:** Upholstered | Grade 3

## Price Group 3

**Desks:** Wood

**Chair Seat:** Upholstered | Grade 6

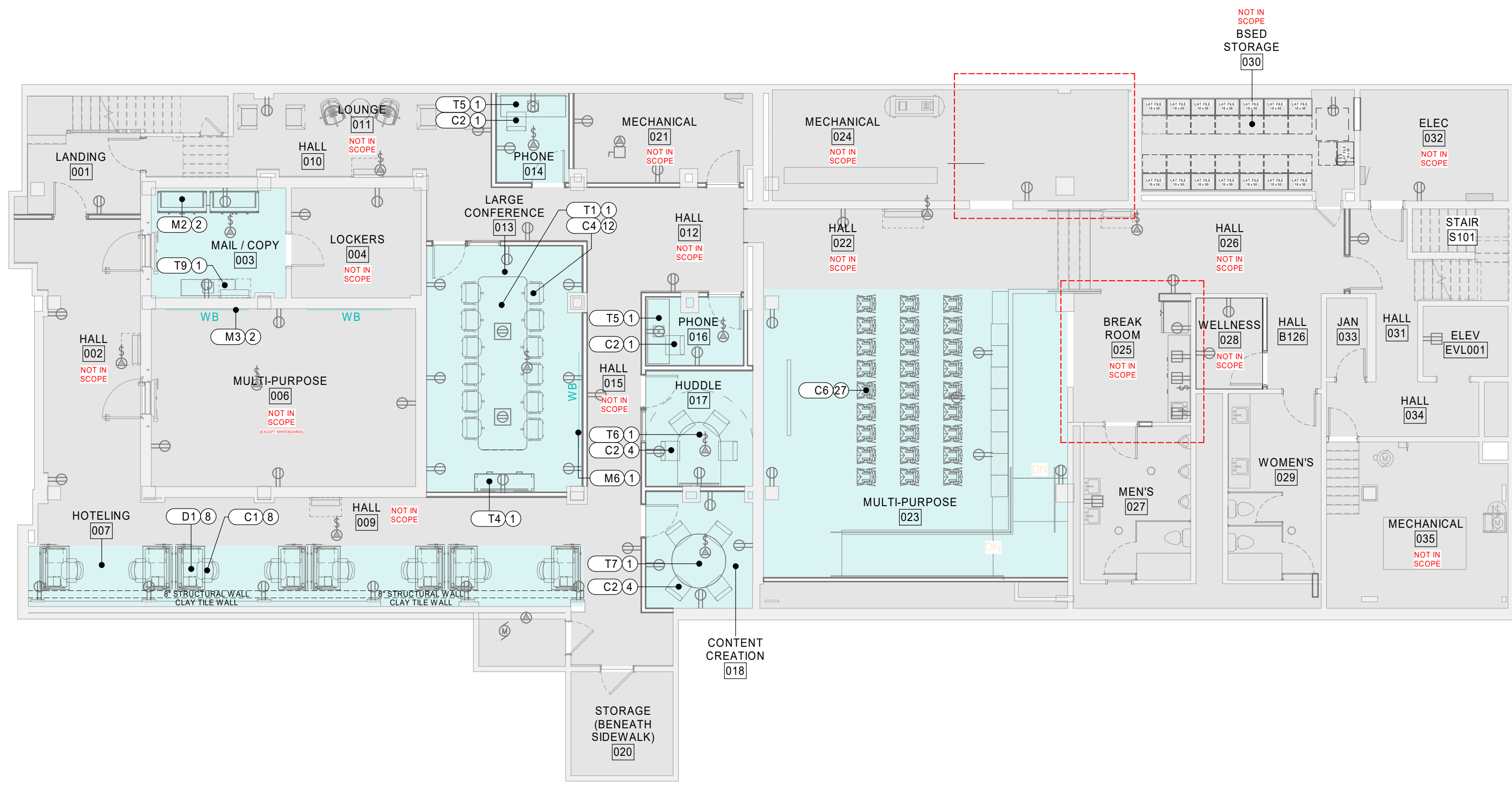
**Chair Back:** Mesh | Grade 6

**Note:** Client has requested to price out various Pricing Groups for tables. Price Group 1 as Plastic Laminate, Price Group 2 as Veneer, and Price Group 3 as Wood. Finishes are to match Pionite Tailgating.

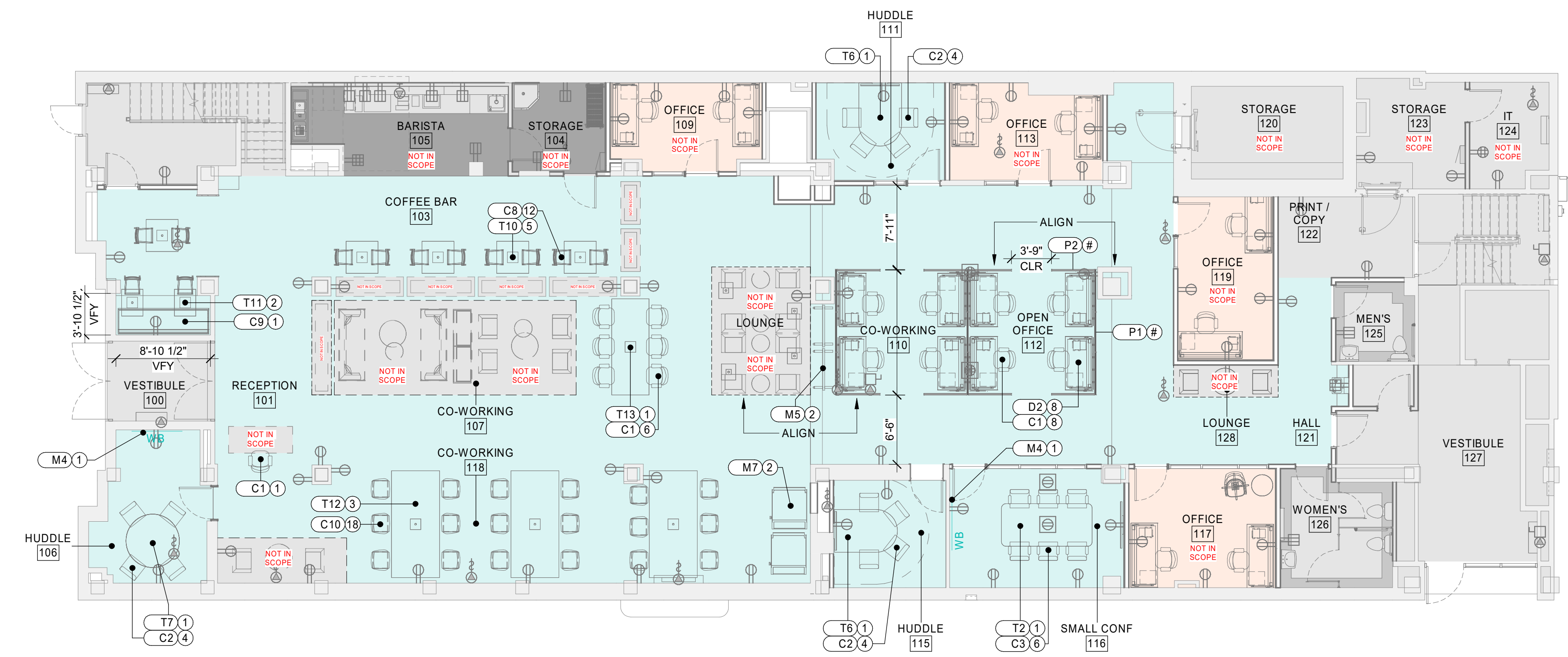
**Note:** Reference finish plans for flooring finishes when recommending types of casters, glides, etc., to protect flooring finish and furniture. Coordinate all casters, glides, etc., with client prior to ordering.

# **BSED Furniture Plans**

Big Sky Economic Development



1 BASEMENT FURNITURE PLAN - REFERENCE ONLY  
A503 1/8" = 1'-0"



2 FIRST FLOOR FURNITURE PLAN - REFERENCE ONLY  
A503 1/8" = 1'-0"



BIG SKY ECONOMIC DEVELOPMENT  
**RENOVATIONS TO 201 NORTH BROADWAY**

© 2021 | ALL RIGHTS RESERVED

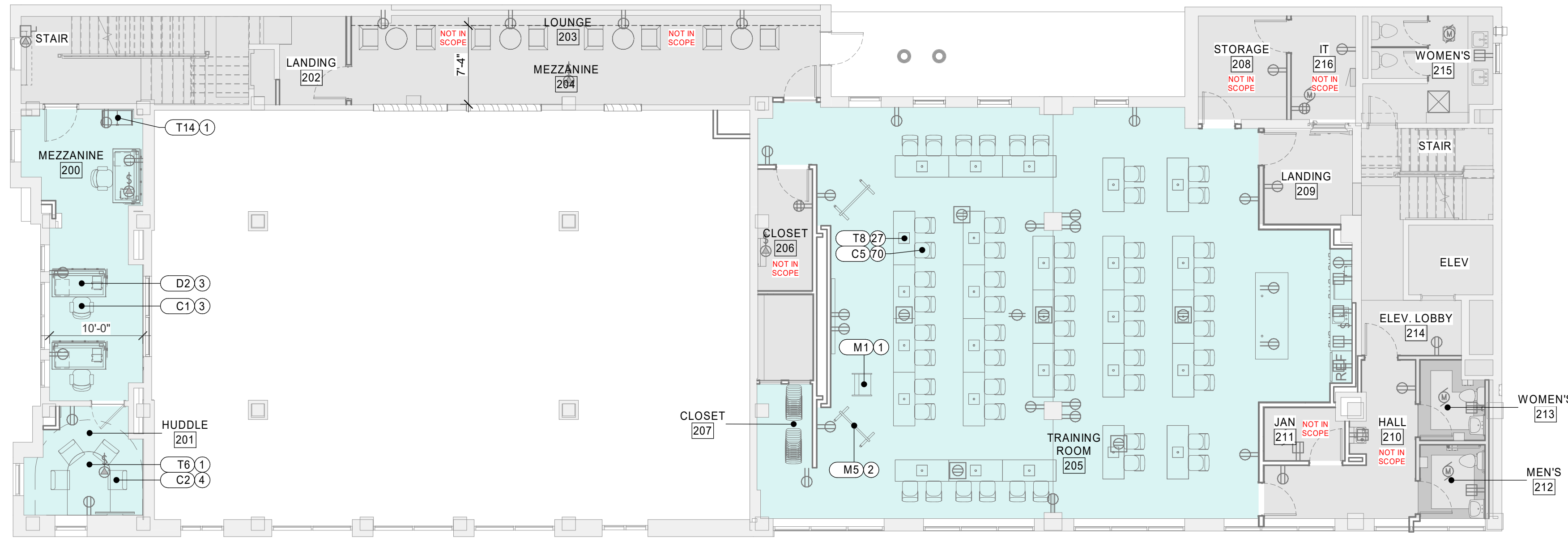
CONFORMED  
CONSTRUCTION  
DOCUMENTS

07.12.2021  
PROJECT# | BSEDRENO  
DESIGNED BY | Designer  
DRAWN BY | Author  
REVISIONS

BASEMENT AND FIRST  
FLOOR FURNITURE  
PLAN

A503

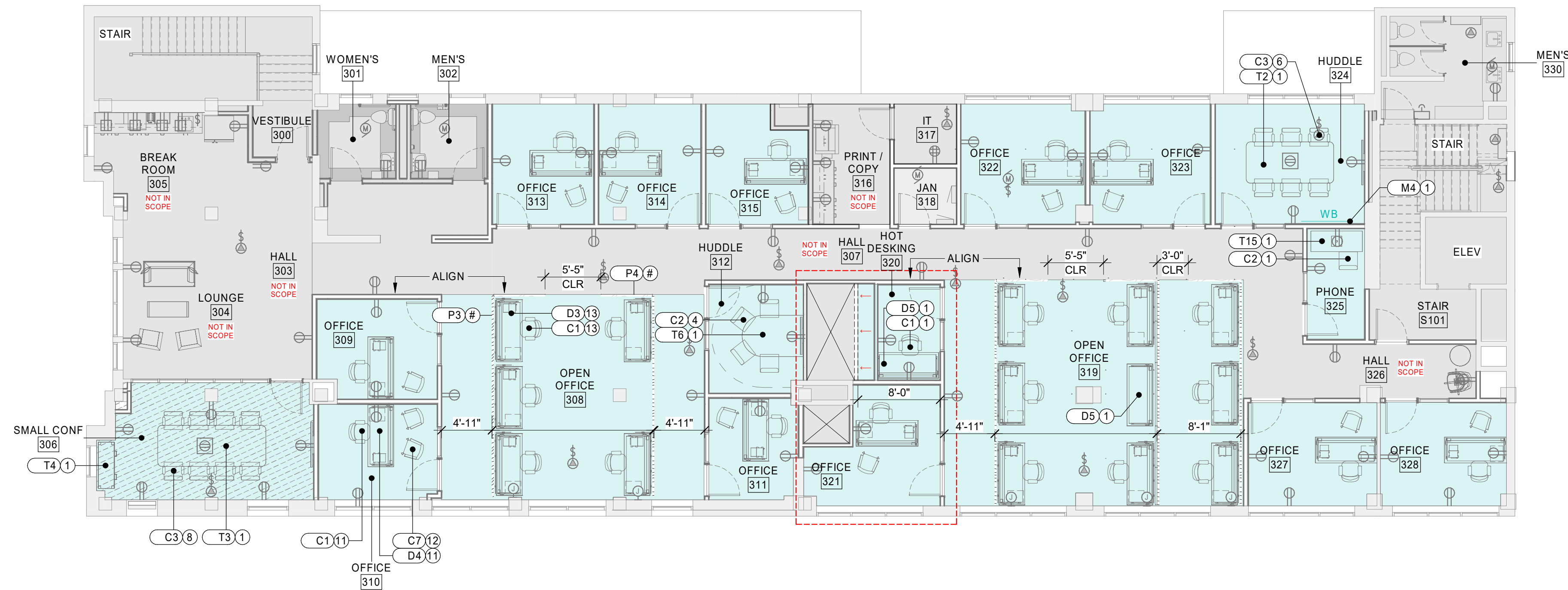




1 SECOND FLOOR FURNITURE PLAN - FOR REFERENCE ONLY  
A504 1/8" = 1'-0"



NORTH REF



2 THIRD FLOOR FURNITURE PLAN - FOR REFERENCE ONLY  
A504 1/8" = 1'-0"




NORTH REF

# **BSED Furniture Bid Pack**

Big Sky Economic Development







**FURNITURE SCHEDULE**

BSED Reno Furniture Bid Package  
BSED RENO

ITEM #	PHOTO	LOCATION	PRODUCT DESCRIP	FINISH	FABRIC	SIZE	NOTES	QTY	PRICE GROUP 1	PRICE GROUP 2	PRICE GROUP 3
<b>CHAIRS</b>											
C1		All Open Offices and Closed Offices, Reception.	Task Chair	Black	Grade 1, 3, 6 Based on Price Group, Cleanable Upholstery Seat, Mesh Back (Plastic or Fabric), 75,000 Double Rub		Adjustable Arms, Pneumatic Lift, Synchronous tilting, Multiple position lock, Sliding seat, Tension knob, Rocking tilt, Casters to Accommodate Carpet to LVT Floors, 5" Black Cylinder (121 MM Stroke), Lumbar Support, Test fit required for clients approval.	1	\$ -	\$ -	\$ -
C2		Huddle and Phone Rooms	Side Chairs	Charcoal Frame	Grade 6, Cleanable Upholstery, 75,000 Double Rubs		Upholstered Seat, Back with Plastic, Mesh and Back Options, Casters, No Arms.	1	\$ -	\$ -	\$ -
C3		Small Conference Room	Side Chairs	Charcoal Frame	Grade 6, Cleanable Upholstery, 75,000 Double Rubs		Upholstered Seat, Plastic, Mesh or Upholstered Back, Casters, Arms.	1	\$ -	\$ -	\$ -
C4		Large Conference Room	Conference Chair	Charcoal Frame	Grade 6, Cleanable Upholstery, 75,000 Double Rubs		Upholstered Seat, Plastic, Mesh or Upholstered Back, Casters, Arms.	1	\$ -	\$ -	\$ -
C5		Second Flooring Training	Nesting Chair	Charcoal Frame	Grade 6, Cleanable Upholstery, 75,000 Double Rubs		Nesting capable, Upholstered Seat, Plastic, Upholstered or Mesh Back, Casters, Arms.	1	\$ -	\$ -	\$ -
C6		Pitch Space	Stacking Chair	Charcoal Frame or Wood Frame	Grade 6, Cleanable Upholstery, 75,000 Double Rubs		Upholstered Seat to match Benjamin Moore AF-355, Plastic or Wood Shell, No Casters, No Arms.	1	\$ -	\$ -	\$ -
C7		Private Offices	Guest Chair	Charcoal Frame	Grade 6, Cleanable Upholstery, 75,000 Double Rubs		Upholstered Seat, Plastic, Upholstered or Wood Back, Caster or Sled Base, Arms.	1	\$ -	\$ -	\$ -
C8		Café Space	Café Chairs	Charcoal Frame	-----		No Upholstery, Wood or Plastic Seat and Back, Felt Glides on Chair Legs.	1	\$ -	\$ -	\$ -








**FURNITURE SCHEDULE**

BSED Reno Furniture Bid Package  
BSED RENO

ITEM #	PHOTO	LOCATION	PRODUCT DESCRIP	FINISH	FABRIC	SIZE	NOTES	QTY	PRICE GROUP 1	PRICE GROUP 2	PRICE GROUP 3	
C9		Café Space	Banquette Seating	Charcoal Frame	Grade 6, Cleanable Upholstery, 75,000 Double Rubs	Field Verification to Verify Size Prior to Ordering Requested by Owner	Upholstered Seat and Back.	1	\$ -	\$ -	\$ -	
C10		Co-Working	Bar Stool	Charcoal Frame	Grade 6, Cleanable Upholstery, Viynl, 75,000 Double Rubs	Seat Height: Bar Height (approx. 30")	Four Post Comfortable Bar Stool, Upholsterd Mid-back, Upholstered Seat, Plastic , Upholstered or Wood Back, Foot Rest, Felt Glides/Pads, Four Post or Wire Frame Base.	1	\$ -	\$ -	\$ -	
<b>TYPICAL DESK (48"W)</b>												
D1		BASEMENT HOTELING	Sit Stand Desk	Finish match Pionite Tailgating WT860, Charcoal Leg Finish	-----	48"W x 30"D x 26" - 42"H	With Power and Matching Edge Band, High End Low Voltage, T-Leg Style, Programmable/Memory Control, Anti-Collision Detection, Leveling Guides.	1	\$ -	\$ -	\$ -	
D1			2 Sided Privacy Panel	-----	Light Neutral Gray - Charcoal	48" x 30" x 24"H	Upholstered, Located on desks, Black Mount, See Look + Feel for more description.	1	\$ -	\$ -	\$ -	
D1			Undermount Cubby Unit	Charcoal Finish	-----	10"W x 20"D x 15"H	Lockable.	1	\$ -	\$ -	\$ -	
D1			Mobile Pedestal	Charcoal Finish	Grade 6, Cleanable Upholstery		Lockable, Box-Box-File, Upholstered Top, Pull Handle (Built In).	1	\$ -	\$ -	\$ -	
									<b>TOTAL:</b>	\$ -	\$ -	\$ -
<b>TYPICAL OPEN WORK DESKS AND HOTELING</b>												
D2			Sit Stand Desk	Finish match Pionite Tailgating WT860, Charcoal Leg Finish	-----	60"W x 30"D x 26" - 42"H	With Power and Matching Edge Band, High End Low Voltage, T-Leg Style, Programmable/Memory Control, Anti-Collision Detection, Leveling Guides.	1	\$ -	\$ -	\$ -	
D2			2 Sided Privacy Panel	-----	Light Neutral Gray - Charcoal	60" x 30" x 24"H	Upholstered, Located on desks, Black Mount, See Look + Feel for more description.	1	\$ -	\$ -	\$ -	




**FURNITURE SCHEDULE**

BSED Reno Furniture Bid Package  
BSED RENO

ITEM #	PHOTO	LOCATION	PRODUCT DESCRIP	FINISH	FABRIC	SIZE	NOTES	QTY	PRICE GROUP 1	PRICE GROUP 2	PRICE GROUP 3
D2			Undermount Cubby Unit	Charcoal Finish	-----	10"W x 20"D x 15"H	Lockable.	1	\$ -	\$ -	\$ -
D2			Mobile Pedestal	Dark Gray or Black Metal	Grade 6, Cleanable Upholstery		Lockable, Box-Box-File, Upholstered Top, Pull Handle (Built In).	1	\$ -	\$ -	\$ -
<b>TOTAL:</b>									\$ -	\$ -	\$ -
<b>TYPICAL DESK (72"W)</b>											
D3			Sit Stand Desk	Finish match Pionite Tailgating WT860, Charcoal Leg Finish	-----	72"W x 30"D x 26" - 42"H	With Power and Matching Edge Band, High End Low Voltage, T-Leg Style, Programmable/Memory Control, Anti-Collision Detection, Leveling Guides.	1			\$ -
D3			2 Sided Privacy Panel	-----	Light Neutral Gray - Charcoal	72" x 30" x 24"H	Upholstered, Located on desks, Black Mount, See Look + Feel for more description.	1	\$ -	\$ -	\$ -
D3			Undermount Cubby Unit	Charcoal Finish	-----	10"W x 20"D x 15"H	Lockable.	1	\$ -	\$ -	\$ -
D3			Mobile Pedestal	Charcoal Finish	Grade 6, Cleanable Upholstery		Lockable, Box-Box-File, Upholstered Top, Pull Handle (Built In).	1	\$ -	\$ -	\$ -
<b>TOTAL:</b>											\$ -
<b>TYPICAL DESK (72"W)</b>											
D4			Sit Stand Desk	Finish match Pionite Tailgating WT860, Charcoal Leg Finish	-----	72"W x 30"D x 26" - 42"H	With Power and Matching Edge Band, High End Low Voltage, T-Leg Style, Programmable/Memory Control, Anti-Collision Detection, Leveling Guides.	1	\$ -	\$ -	\$ -

**FURNITURE SCHEDULE**

BSED Reno Furniture Bid Package  
BSED RENO

ITEM #	PHOTO	LOCATION	PRODUCT DESCRIP	FINISH	FABRIC	SIZE	NOTES	QTY	PRICE GROUP 1	PRICE GROUP 2	PRICE GROUP 3
D4			Undermount Cubby Unit	Charcoal Finish	-----	10"W x 20"D x 15"H	Lockable.	1	\$ -	\$ -	\$ -
D4			Mobile Pedestal	Charcoal Finish	-----		Lockable, Box-Box-File, Upholstered Top, Pull Handle (Built In).	1	\$ -	\$ -	\$ -
D4			Modesty Panel		-----			1	\$ -	\$ -	\$ -
									<b>TOTAL:</b>		\$ -
<b>TYPICAL DESK (72"W)</b>											
D5		Hot Desking	Sit Stand Desk	Finish match Pionite Tailgating WT860, Charcoal Leg Finish	-----	72"W x 30"D x 26" - 42"H	With Power and Matching Edge Band, High End Low Voltage, T-Leg Style, Programmable/Memory Control, Anti-Collision Detection, Leveling Guides.	1	\$ -	\$ -	\$ -
<b>TABLES</b>											
T1		Basement Conference Room	Conference Table	Finish match Pionite Tailgating WT860, Charcoal Leg Finish	-----	16'D x 4'6"W x 30"H	Tapered Table to seat 12, Power at the center of table surface.	1	\$ -	\$ -	\$ -
T2		Small Conference Room	Conference Table	Finish match Pionite Tailgating WT860, Charcoal Leg Finish	-----	8'6"W x 4'D x 30"H	Power at the center of table surface, with Matching Edge Band.	1	\$ -	\$ -	\$ -
T3		Medium Conference Room	Medium Conference Table	Finish match Pionite Tailgating WT860, Charcoal Leg Finish	-----	10'6"W x 4'D x 30"H	Power at the Center of Table Surface, with Matching Edge Band.	1	\$ -	\$ -	\$ -
T4		Conference Rooms	Console Table	Finish match Pionite Tailgating WT860, Charcoal Leg Finish	-----	4'6"W x 18"D x 30"H	Closed storage with at least one door and some drawers with matching edge band perfored.	1	\$ -	\$ -	\$ -
T5		Phone Rooms	Small Table	Finish match Pionite Tailgating WT860, Charcoal Leg Finish	-----	72"W x 24"D x 30"H	Rectangle with Matching Edge Band.	1	\$ -	\$ -	\$ -

**FURNITURE SCHEDULE**




BSED Reno Furniture Bid Package  
BSED RENO

ITEM #	PHOTO	LOCATION	PRODUCT DESCRIP	FINISH	FABRIC	SIZE	NOTES	QTY	PRICE GROUP 1	PRICE GROUP 2	PRICE GROUP 3
T6		Huddle Rooms	Small Conference Table	Finish match Pionite Tailgating WT860, Charcoal Leg Finish	-----	4'W X 6'D x 30"H	D Shape Table with Matching Edge Band.	1	\$ -	\$ -	\$ -
T7		Content Creation	Small Table	Finish match Pionite Tailgating WT860, Charcoal Leg Finish	-----	60"D x 30"H	Round Table with Matching Edge Band.		\$ -	\$ -	\$ -
T8.1		Training Room	Nesting Tables	Finish match Pionite Tailgating WT860, Charcoal Leg Finish	-----	24"W x 60"D x 30"H	Nesting Capability, Casters, Table to Have Power with Matching Edge Band.		\$ -	\$ -	\$ -
T8.2		Training Room	Nesting Tables	Finish match Pionite Tailgating WT860, Charcoal Leg Finish	-----	24"W x 60"D x 30"H	Nesting Capability, Casters, Table with No Power with Matching Edge Band.	1	\$ -	\$ -	\$ -
T9		Mail Copy	Table	Finish match Pionite Tailgating WT860, Charcoal Leg Finish	-----	60"W x 18"D x 30"H	With Matching Edge Band.	1	\$ -	\$ -	\$ -
T10		Café Space	Café Table	Finish match Pionite Tailgating WT860, Charcoal Leg Finish	-----	3'W x 3'D x 30"H	With Matching Edge Band.	1	\$ -	\$ -	\$ -
T11		Café Space	Café Table	Finish match Pionite Tailgating WT860, Charcoal Leg Finish	-----	2'6"W x 2'D x 30"H	With Matching Edge Band.	1	\$ -	\$ -	\$ -
T12		First Floor	Bar Height Tables	Finish match Pionite Tailgating WT860, Charcoal Leg Finish	-----	4'6"W x 10'D x 3'6"H	With access to power at table surace.	1	\$ -	\$ -	\$ -
T13		First Floor	Low Top Table	Finish match Pionite Tailgating WT860, Charcoal Leg Finish	-----	9'W x 3'6"D x 30"H	With access to power at table surace.	1	\$ -	\$ -	\$ -
T14		Second Floor Mezanine	Printer table	Finish match Pionite Tailgating WT860, Charcoal Leg Finish	-----	30"W x 24"D	Provide lower storage for extra printer paper with Matching Edge Band.	1	\$ -	\$ -	\$ -
T15		Phone Rooms	Small Table	Finish match Pionite Tailgating WT860, Charcoal Leg Finish	-----	5'W x 24"D x 30"H	Rectangle with Matching Edge Band.	1	\$ -	\$ -	\$ -
<b>SYSTEMS FURNITURE WORKSTATION PANELS</b>											
P1		First Floor	Spline Systems Furniture Workstation Panel	Wood Look on Exterior with Charcoal Frame Finish	Tackable Upholstery on Insde of Panels	4'6"H	To be wide enough to accomidate two 5' desks, Monolithic Panels with Two Sided Finish - Wood Look on Exterior, Fabric Wrap on Interior, Leveling Guides, Removable Base Cover.	1	\$ -	\$ -	\$ -

**FURNITURE SCHEDULE**

BSED Reno Furniture Bid Package  
BSED RENO

ITEM #	PHOTO	LOCATION	PRODUCT DESCRIP	FINISH	FABRIC	SIZE	NOTES	QTY	PRICE GROUP 1	PRICE GROUP 2	PRICE GROUP 3
P2		First Floor	End Systems Furniture Workstation Panel	Wood Look on Exterior with Charcoal Frame Finish	Tackable Upholstery on Insde of Panels	4'H x - 4'W	Monolithic Panels with Two Sided Finish - Wood Look on Exterior, Fabric Wrap on Interior, Leveling Guides, Removable Base Cover.	1	\$ -	\$ -	\$ -
P3		Third Floor	Spline Systems Furniture Workstation Panel	Wood Look on Exterior with Charcoal Frame Finish	Tackable Upholstery on Insde of Panels	4'6"H	See Plans for Width, Monolithic Panels with Two Sided Finish - Wood Look (3'6" H) on Exterior, Fabric Wrap on Interior, with Glass/Acrylic/Resin Frosted Panel Stackers (12" H), Leveling Guides, Removable Base Cover.	1	\$ -	\$ -	\$ -
P4		Third Floor	End Systems Furniture Workstation Panel	Wood Look on Exterior with Charcoal Frame Finish	Tackable Upholstery on Insde of Panels	4'H x - 5'W	Monolithic Panels with Two Sided Finish - Wood Look (3'6" H) on Exterior, Fabric Wrap on Interior, with Glass/Acrylic/Resin Frosted Panel Stackers (12" H), Leveling Guides, Removable Base Cover.	1	\$ -	\$ -	\$ -
<b>MISCELLANEOUS</b>											
M1			Lectern	P. Lam, Veneer or Wood	-----		With Power and Paper Ledge	1	\$ -	\$ -	\$ -
M2			Mail Storage	Charcoal Metal Finish	-----		Mail sorter to accomodate at a minimum 100 slots. Piece can be constructed of metal or wood, needs to have a worksurface with storage underneath, see image for basis of design.	1	\$ -	\$ -	\$ -
M3			White Board			8' x 4'	No Glass, Frameless - Client needs to see a sample for final approval.	1	\$ -	\$ -	\$ -
M4			White Board			5' x 4'	Glass with back painted white, Frameless - Client needs to see a sample for final approval.	1	\$ -	\$ -	\$ -
M5			Mobile White Board			TBD	Writeable surface on both sides with mobile locking casters and a narrow base. Marker storage to be included.	1	\$ -	\$ -	\$ -



**FURNITURE SCHEDULE**



BSED Reno Furniture Bid Package  
 BSED RENO

ITEM #	PHOTO	LOCATION	PRODUCT DESCRIP	FINISH	FABRIC	SIZE	NOTES	QTY	PRICE GROUP 1	PRICE GROUP 2	PRICE GROUP 3
M6			White Board			9' x 4'	Glass with back painted white, Frameless - Client needs to see a sample for final approval.	1	\$ -	\$ -	\$ -
M7			Phone Booth				Single person phone booth, built in desk, sound insulation, motion sensor, ventilation fans, power outlets, ethernet, sprinkler head access.	1	\$ -	\$ -	\$ -

**FURNITURE SCHEDULE**



DATE: 11.05.2021

BSED Reno Furniture Bid Package  
BSED RENO

ITEM #	MAN.	PRODUCT DESCRIP	QTY	PRICE GRP 1	EXT. COST	PRICE GRP 2	EXT. COST	PRICE GRP 3	EXT. COST
MAIL/COPY 003									
M2		Mail Storage	2						
T9		Table	1						
MULTI-PURPOSE 006									
M3		White Board	2						
HOTELING 007									
D1		SEE TYPICAL FOR 'D1' to consist of Desk, Undermount Cubby Unit, Privacy Panel, Mobile Pedestal	8						
C1		Task Chair	8						
LARGE CONFERENCE 013									
T1		Conference Table	1						
C4		Conference Chair	12						
T4		Console Table	1						
M6		White Board	1						
PHONE ROOM 014 + 016									
T5		Small Table	2						
C2		Chair	2						
HUDDLE 017									
T6		Conference Table	1						
C2		Side Chairs	4						

**FURNITURE SCHEDULE**



DATE: 11.05.2021

BSED Reno Furniture Bid Package  
 BSED RENO

ITEM #	MAN.	PRODUCT DESCRIP	QTY	PRICE GRP 1	EXT. COST	PRICE GRP 2	EXT. COST	PRICE GRP 3	EXT. COST
CONTENT CREATION 018									
T7		Conference Table	1						
C2		Side Chairs	4						
MULTI PURPOSE 0023									
C6		Stacking Chair	27						
Misc. Costs									
		Shipping, installation, etc.							
<b>TOTAL:</b>					<b>TOTAL:</b>				

**FURNITURE SCHEDULE**



DATE: 11.05.2021

BSED Reno Furniture Bid Package  
BSED RENO

ITEM #	MAN.	PRODUCT DESCRIP	QTY	PRICE GRP 1	EXT. COST	PRICE GRP 2	EXT. COST	PRICE GRP 3	EXT. COST
<b>RECEPTION 101</b>									
C1		Task Chair	1						
<b>COFFEE BAR 103</b>									
T10		Café Table	5						
T11		Café Table	2						
C8		Café Chairs	12						
C9		Banquette Seating	1						
<b>HUDDLE 106</b>									
T7		Small Conference Table	1						
C2		Side Chairs	4						
<b>HOT DESKING 107</b>									
T13		Low Top Table	1						
C1		Task Chair	6						
<b>CO-WORKING 110 + OPEN OFFICE 112</b>									
D2		SEE TYPICAL FOR 'D2' to consist of Desk, Undermount Cubby Unit, Privacy Panel, Mobile Pedestal	8						
C1		Task Chair	8						
M5		White Board	2						
P1		Spline Systems Furniture Workstation Panel - Rep to Verify Quantity Based on Layout	#						
P2		End Systems Furniture Workstation Panel - Rep to Verify Quantity Based on Layout	#						

**FURNITURE SCHEDULE**



BSED Reno Furniture Bid Package  
 BSED RENO

ITEM #	MAN.	PRODUCT DESCRIP	QTY	PRICE GRP 1	EXT. COST	PRICE GRP 2	EXT. COST	PRICE GRP 3	EXT. COST
<b>HUDDLE 111 + 115</b>									
T6		Conference Table	2						
C2		Side Chairs	8						
<b>SMALL CONFERENCE 116</b>									
T2		Conference Table	1						
C3		Side Chairs	6						
M4		White Board	1						
<b>CO-WORKING 118</b>									
T12		Bar Height Tables	3						
C10		Bar Stools	18						
M7		Phone Booth	2						
<b>Misc. Costs</b>									
		Shipping, installation, etc.							
<b>TOTAL:</b>				<b>TOTAL:</b>				<b>TOTAL:</b>	

**FURNITURE SCHEDULE**



DATE: 11.05.2021

BSED Reno Furniture Bid Package  
BSED RENO

ITEM #	MAN.	PRODUCT DESCRIP	QTY	PRICE GRP 1	EXT. COST	PRICE GRP 2	EXT. COST	PRICE GRP 3	EXT. COST
<b>MEZZANINE 200</b>									
D2		SEE TYPICAL FOR 'D2' to consist of Desk, Undermount Cubby Unit, Privacy Panel, Mobile Pedestal	3						
C1		Task Chair	3						
T14		Printer Table	1						
<b>HUDDLE 201</b>									
T6		Huddle Table	1						
C2		Side Chairs	4						
<b>TRAINING ROOM 205</b>									
T8.1		Nesting Tables - please provide a total amount of T8.1 + T8.2 = 27							
T8.2		Nesting Tables - please provide a total amount of T8.1 + T8.2 = 27							
C5		Nesting Chair	70						
M1		Lectern	1						
M5		Whiteboard	2						
<b>Misc. Costs</b>									
		Shipping, installation, etc.							
<b>TOTAL:</b>				<b>TOTAL:</b>				<b>TOTAL:</b>	

**FURNITURE SCHEDULE**



DATE: 11.05.2021

BSED Reno Furniture Bid Package  
BSED RENO

ITEM #	MAN.	PRODUCT DESCRIP	QTY	PRICE GRP 1	EXT. COST	PRICE GRP 2	EXT. COST	PRICE GRP 3	EXT. COST
MEDIUM CONFERENCE 306									
T3		Conference Table	1						
C3		Side Chairs	8						
T4		Console Table	1						
OPEN OFFICE 308 + 319									
D3		SEE TYPICAL FOR 'D3' to consist of Desk, Undermount Cubby Unit, Privacy Panel, Mobile Pedestal	13						
C1		Task Chair	13						
P3		Spline Systems Furniture Workstation Panel - Rep to Verify Quantity Based on Layout							
P4		End Systems Furniture Workstation Panel - Rep to Verify Quantity Based on Layout							
D5		Sit Stand Desk	1						
HUDDLE 312									
T6		Huddle Table	1						
C2		Side Chairs	4						
HOT DESKING 320									
D5		Sit Stand Desk	1						
C1		Task Chair	1						
PRIVATE OFFICES (11 TOTAL)									
D4		SEE TYPICAL FOR 'D4' to consist of Desk, Undermount Cubby Unit, Mobile Pedestal, Modesty Panel	11						

**FURNITURE SCHEDULE**



DATE: 11.05.2021

BSED Reno Furniture Bid Package  
BSED RENO

ITEM #	MAN.	PRODUCT DESCRIP	QTY	PRICE GRP 1	EXT. COST	PRICE GRP 2	EXT. COST	PRICE GRP 3	EXT. COST	
C1		Task Chair	11							
C7		Guest Chair	12							
<b>HUDDLE 324</b>										
T2		Conference Table	1							
C3		Side Chairs	6							
M4		White Board	1							
<b>PHONE ROOM 325</b>										
T15		Small Table	1							
C2		Chair	1							
<b>Misc. Costs</b>										
		Shipping, installation, etc.								
				<b>TOTAL:</b>				<b>TOTAL:</b>		



# **BSED Finish Plans | For Reference**

Big Sky Economic Development

**FINISH PLAN LEGEND**

- NAME [01] ROOM NAME AND NUMBER
- INTERIOR ELEVATION CALLOUT AND DIRECTION OF ELEVATION VIEW
- FINISH TAG
- EXTENT OF ACCENT PAINT OR WALL FINISHES
- MAJORITY WALL FINISH
- MAJORITY FLOOR FINISH
- INSTALL DIRECTION OF DIRECTIONAL FLOOR FINISH
- LOCATION AND TYPE OF CORNER GUARDS
- FLOOR FINISH 'CP1'
- FLOOR FINISH 'CP2'
- FLOOR FINISH 'CP3'
- FLOOR FINISH 'CP4'
- FLOOR FINISH 'CP5'
- FLOOR FINISH 'CP6'
- FLOOR FINISH 'CP4' & 'CP5'
- FLOOR FINISH 'CP1' & 'CP6'
- FLOOR FINISH 'LV3'
- FLOOR FINISH 'FT1' & 'FT2'

**GENERAL FINISH NOTES**

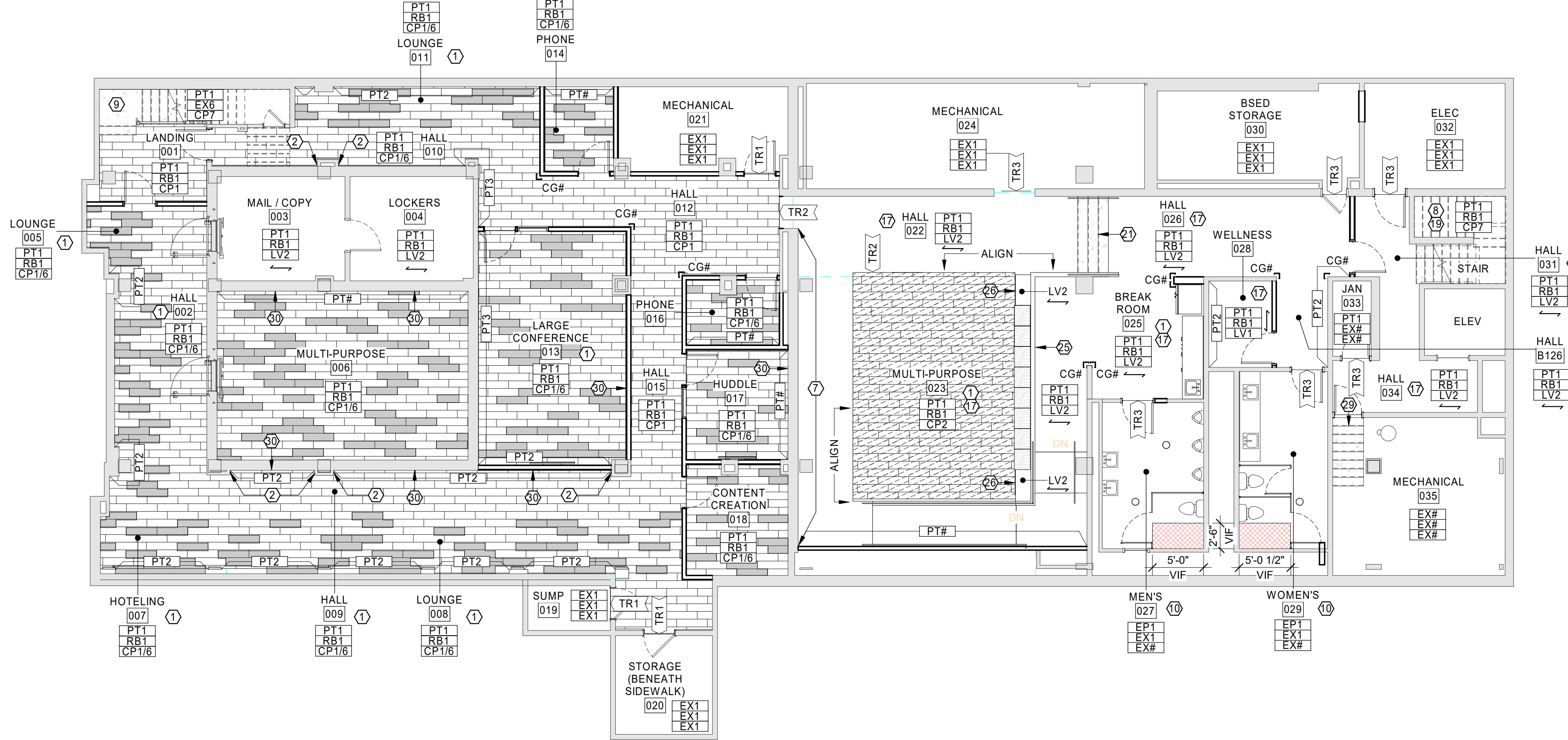
- A. GROUT LOCATED SHALL BE EPOXY. VERIFY GROUT COLOR WITH INTERIOR DESIGN PRIOR TO INSTALL.
- B. REFER TO INTERIOR ELEVATIONS TO DETERMINE OVERALL FINISHES.
- C. VERIFY ALL INTERIOR FINISHES AND CONTACT INTERIOR DESIGNER WITH ANY QUESTIONS OR CLARIFICATIONS.
- D. ALL FINISHES TO BE APPLIED PER MANUFACTURER'S SPECIFICATIONS. G.C. IS RESPONSIBLE FOR OBTAINING AND FOLLOWING ALL MANUFACTURER'S RECOMMENDED INSTALLATION PROCEDURES AND FINISH REQUIREMENTS.
- E. SEMI-GLOSS FINISH TO BE USED ON ALL PAINTED DOORS, DOOR FRAMES, PAINTED WOOD, WALLS IN RESTROOMS, AND METAL HANDRAILINGS, UNO.
- F. ALL FINISHES FURNISHED AND INSTALLED BY G.C. UNO.
- G. SEE REFLECTED CEILING PLAN FOR CEILING FINISHES.
- H. ALL WALLS TO BE 'PT1' UNO.
- I. NOT USED.
- J. WALL TILE TO HAVE TRIM AT ALL EXPOSED EDGES.
- K. REFER TO ELEVATIONS FOR TILE PATTERNS.
- L. PAINT DIFFUSERS, GRILLS, AND REGISTERS TO MATCH WALL OR CEILING WHERE INSTALLED. PATCH AND REPAIR EXISTING GRILLES AS NEEDED.
- M. ALL MILLWORK IS TO BE INSTALLED ON FINISHED FLOOR, UNO.
- N. PREP FLOOR AS REQUIRED FOR NEW FLOOR FINISHES PRIOR TO INSTALLATION.
- O. NOT USED.
- P. VERIFY EXTENT OF EXISTING FLOOR MATERIALS TO CONFIGURE NEW FINISHES INDICATED IN THE FLOOR PATTERN PLANS. EXISTING HAZARDOUS MATERIALS, SUCH AS ACM MATERIALS/FINISHES AND LEAD PAINT, TO REMAIN UNDISTURBED WHERE IT EXISTS.
- Q. ALL EXPOSED UNFINISHED EDGES OF FINISHES TO BE CONCEALED, PROTECTED AND FINISHED WITH TRIM, PROFILE, TRANSITIONS, ETC. FEATHER OUT FLOORING WHERE MATERIAL HEIGHTS ARE LESS THAN 0.25" FOR SMOOTH TRANSITION BETWEEN MATERIALS. ALL FLOOR TRANSITIONS ARE TO BE ADA COMPLIANT. VERIFY COLOR OF TRANSITIONS WITH INTERIOR DESIGNER PRIOR TO INSTALL.
- R. OWNER TO PROVIDE ROLLER SHADES. CONTRACTOR TO PROVIDE BLOCKING.
- S. IN OFFICES AND MEETING ROOMS WHERE 'PT# EXISTS, CONFIRM ACCENT PAINT COLOR AND LOCATION WITH DESIGNER PRIOR TO PAINTING.
- T. NO FINISH TO BE APPLIED TO RAW CONCRETE COLUMNS OR WALLS, UNO.
- U. 'FR1' TO BE INSTALLED AT ALL JANITOR SINKS WHERE INSTALLED.
- V. ALL EXISTING WOOD WINDOW SILLS 'WS1' TO BE PREPARED FOR NEW FINISHES, AND PAINTED 'PT1' UNO.
- W. CONTRACTOR TO FLOAT EXISTING SUBFLOOR AS NEEDED. SEE KEYNOTES FOR ADDITIONAL INFORMATION.
- X. NOT USED.
- Y. ALL WOOD HANDRAILS TO BE SANDED, PREPPED, AND STAINED, UNO.
- Z. ALL METAL HANDRAILS TO BE PAINTED 'PT10' UNO.
- AA. VERIFY INSTALLATION HEIGHTS OF ALL DECORATIVE FIXTURES PRIOR TO INSTALL.
- BB. SHELVING BRACKET 'HW1' SPECIFIED AS BRONZE PATINA SHELF SUPPORT. WEIGHT CAPACITY PER PAIR TO BE NO LESS THAN 25 POUNDS.
- CC. ALL HOLLOW METAL DOORS AND FRAMES TO BE PAINTED 'PT18' UNO.
- DD. COORDINATE AND VERIFY LOCATIONS OF CORNER GUARDS WITH OWNER AND DESIGNER PRIOR TO INSTALL.

**KEYNOTES**

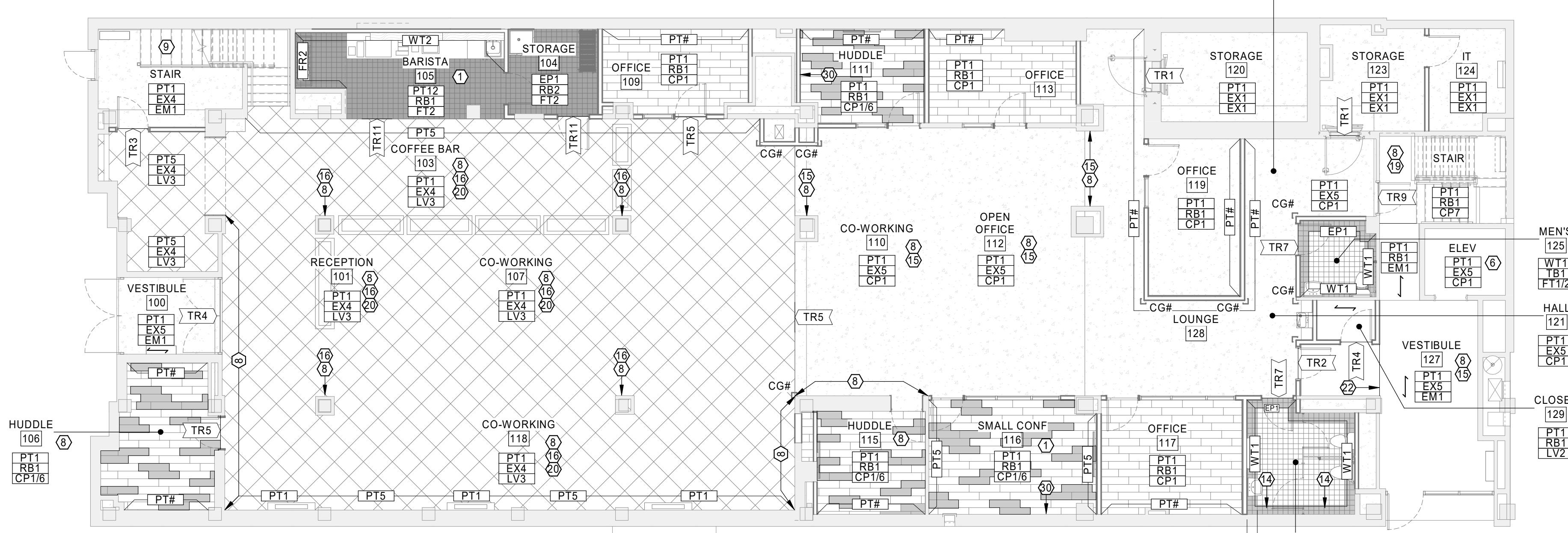
- 1 MULTIPLE WALL FINISHES IN THIS ROOM. SEE ELEVATIONS.
- 2 PAINT SIDE OF COLUMN/WALL 'PT3' UP TO STRUCTURE.
- 3 NOT USED.
- 4 NOT USED.
- 5 NOT USED.
- 6 IN ELEVATOR, PAINT EXISTING WALL COVERING 'PT1'. CONTRACTOR TO PROTECT MIRRORS DURING CONSTRUCTION AND CLEAN. PREP EXISTING WOOD TRIM AND WOOD BASE, AND PAINT 'PT15'. NEW GRID AND LAYIN CEILING TO BE INSTALLED BY ELEVATOR CONTRACTOR, INCLUDING LIGHTS.
- 7 EXISTING FOUNDATION WALL TO BE EXPOSED. CLEAN AS NEEDED. INSTALL 'LV2' TIGHT TO WALL, AND SEAL EDGES. NO BASE TO BE INSTALLED.
- 8 REFINISH PLASTER WITH SKIMCOAT, UNLESS MORE REPAIR IS REQUIRED FOR A LEVEL 4 FINISH, AND PAINT 'PT1' UNO.
- 9 STAIR TO BE FINISHED WITH 'CP7' AND 'RB1'. WOOD HANDRAILS TO BE REPAIRED, REFINISHED AND STAINED. REPAINT EXISTING LEAD PAINT AT RAILINGS 'PT10'. KEEP ORIGINAL 1" X 1" MOSAIC TILE AND PROTECT DURING DEMO OF EXISTING FINISHES, AND DURING INSTALL OF NEW FINISHES.
- 10 ALL EXISTING FINISHES TO REMAIN, EXCEPT WHERE NEEDED. PATCH IN NEW RESILIENT FLOORING TO VISUALLY MATCH EXISTING, WITHOUT DISTURPTION TO EXISTING FLOOR, AND INSTALL FLOORING TO EXISTING FLOOR.
- 11 NOT USED.
- 12 PAINT DOOR AND FRAME 'PT5' TO MATCH ADJACENT WALL.
- 13 EXISTING BRICK WALL TO BE EXPOSED. CLEAN AS NEEDED. NO BASE TO BE INSTALLED.
- 14 NOT USED.
- 15 EXISTING WOOD BASE 'EX5' TO BE PAINTED 'PT15'.
- 16 EXISTING WOOD BASE 'EX4' TO BE PAINTED 'PT14'.
- 17 INSTALL NEW FLOORING OVER EXISTING VCT FLOORING WITH NO DISRUPTION TO EXISTING FLOOR. VERIFY EXTENTS OF EXISTING FLOORING IN FIELD.
- 18 'WT1' INSTALLED WHERE REQUIRED BY CODE, WITH 'EP1' ABOVE. 'TB1' ON ALL WALLS. SEE TYPICAL RESTROOM ELEVATIONS.
- 19 STAIR TO BE FINISHED WITH 'CP7', 'RB1', AND 'PT1' THROUGHOUT, INCLUDING UP TO ROOF ACCESS. RAILINGS TO BE PAINTED 'PT10'.
- 20 INSTALL 'LV3' OVER EXISTING TERRAZZO FLOOR. PATCH/REPAIR TERRAZZO FLOOR TO MATCH EXISTING. PATCH/REPAIR OF EXISTING FLOOR, AND INSTALLATION OF NEW FLOORING ARE TO NOT DAMAGE THE SURROUNDING HISTORIC FABRIC THAT IS IN GOOD CONDITION. APPLY FLOOR LEVELING AGENT AS NEEDED TO FLUSH OUT ADJACENT FLOOR FINISHES.
- 21 STAIR TREADS AND RISERS TO BE FINISHED WITH 'LV1' AND 'SN1' AT STAIR NOSING. CONFIRM PROFILE AND COLOR WITH DESIGNER PRIOR TO INSTALL.
- 22 STAIR TREADS AND RISERS TO BE FINISHED WITH 'EM1' AND 'SN2' AT STAIR NOSING. CONFIRM PROFILE AND COLOR WITH DESIGNER PRIOR TO INSTALL. FINISH OUT ENTIRE VESTIBULE, INCLUDING LANDING AT STEPS, IN 'EM1', 'EX5' AND 'PT1'.
- 23 STAIR TREADS AND RISERS TO BE FINISHED WITH 'CP1' AND 'SN3' AT STAIR NOSING. CONFIRM PROFILE AND COLOR WITH DESIGNER PRIOR TO INSTALL.
- 24 NOT USED.
- 25 NOT USED.
- 26 SLIM PROFILE TRIM PIECE OR STAIR NOSING TO BE INSTALLED AT EXPOSED EDGE OF FINISHED FLOOR. CONFIRM PROFILE AND COLOR WITH DESIGNER PRIOR TO INSTALL.
- 27 GROMMETS TO DROP INTO CABINET BELOW.
- 28 EXISTING FLOORING TO REMAIN, STRIP AND POLISH.
- 29 SLIM PROFILE TRIM PIECE OR STAIR NOSING TO BE INSTALLED AT EXPOSED EDGE OF FINISHED FLOOR WHERE IT MAY OCCUR. CONFIRM PROFILE AND COLOR WITH DESIGNER PRIOR TO INSTALL. REMAINDER OF TREADS AND RISERS ARE TO REMAIN EXISTING.
- 30 WHITEBOARD TO BE PROVIDED AND INSTALLED BY OWNER. VERIFY LOCATION AND HEIGHT WITH ARCHITECT.

**MATERIALS LIST**

ITEM NO	PRODUCT TYPE
<b>BASE FINISH</b>	
EX1	EXISTING TO REMAIN
EX4	WOOD BASE
EX5	WOOD BASE
EX6	EXISTING TO REMAIN (MARBLE)
RB1	RUBBER BASE
RB2	RUBBER BASE
RB3	RUBBER BASE
TB1	TILE BASE
<b>CASEWORK</b>	
PL1	PLASTIC LAMINATE
PL2	PLASTIC LAMINATE
PL3	PLASTIC LAMINATE
PL4	PLASTIC LAMINATE
SS1	SOLID SURFACE
SS2	SOLID SURFACE
<b>FLOOR FINISH</b>	
CP1	CARPET
CP1/6	CARPET
CP2	CARPET
CP3	CARPET
CP4	CARPET
CP4/5	CARPET
CP5	CARPET
CP7	CARPET
EM1	WALK OFF MAT
EX1	EXISTING TO REMAIN
EX7	EXISTING TO REMAIN - STRIP AND POLISH
EX#	EXISTING TO REMAIN
FT1/2	FLOOR TILE
LV1	LUXURY VINYL TILE
LV2	LUXURY VINYL TILE
LV3	LUXURY VINYL TILE
SD1	STATIC DISSIPATIVE TILE
<b>MISCELLANEOUS</b>	
WF2	WINDOW FILM
<b>TRANSITION AND TRIM PIECES</b>	
TR1	TRANSITION STRIP
TR2	TRANSITION STRIP
TR3	TRANSITION STRIP
TR4	TRANSITION STRIP
TR5	TRANSITION STRIP
TR7	TRANSITION STRIP
TR9	TRANSITION STRIP
TR10	TRANSITION STRIP
TR11	TRANSITION STRIP
TR13	TRANSITION STRIP
<b>WALL FINISH</b>	
CR1	WOOD CHAIR RAIL
EP1	EPOXY PAINT
EX1	EXISTING TO REMAIN
FR1	WALL PROTECTION
FR2	WALL PROTECTION
HW1	HARDWARE
PT1	PAINT
PT2	PAINT
PT3	PAINT
PT4	PAINT
PT5	PAINT
PT6	PAINT
PT7	PAINT
PT8	PAINT
PT12	PAINT
PT#	PAINT
WD	WOOD - STAINED
WT1	WALL TILE
WT2	WALL TILE
WT3	WALL TILE
WT4	WALL TILE
WTS	WALL TILE

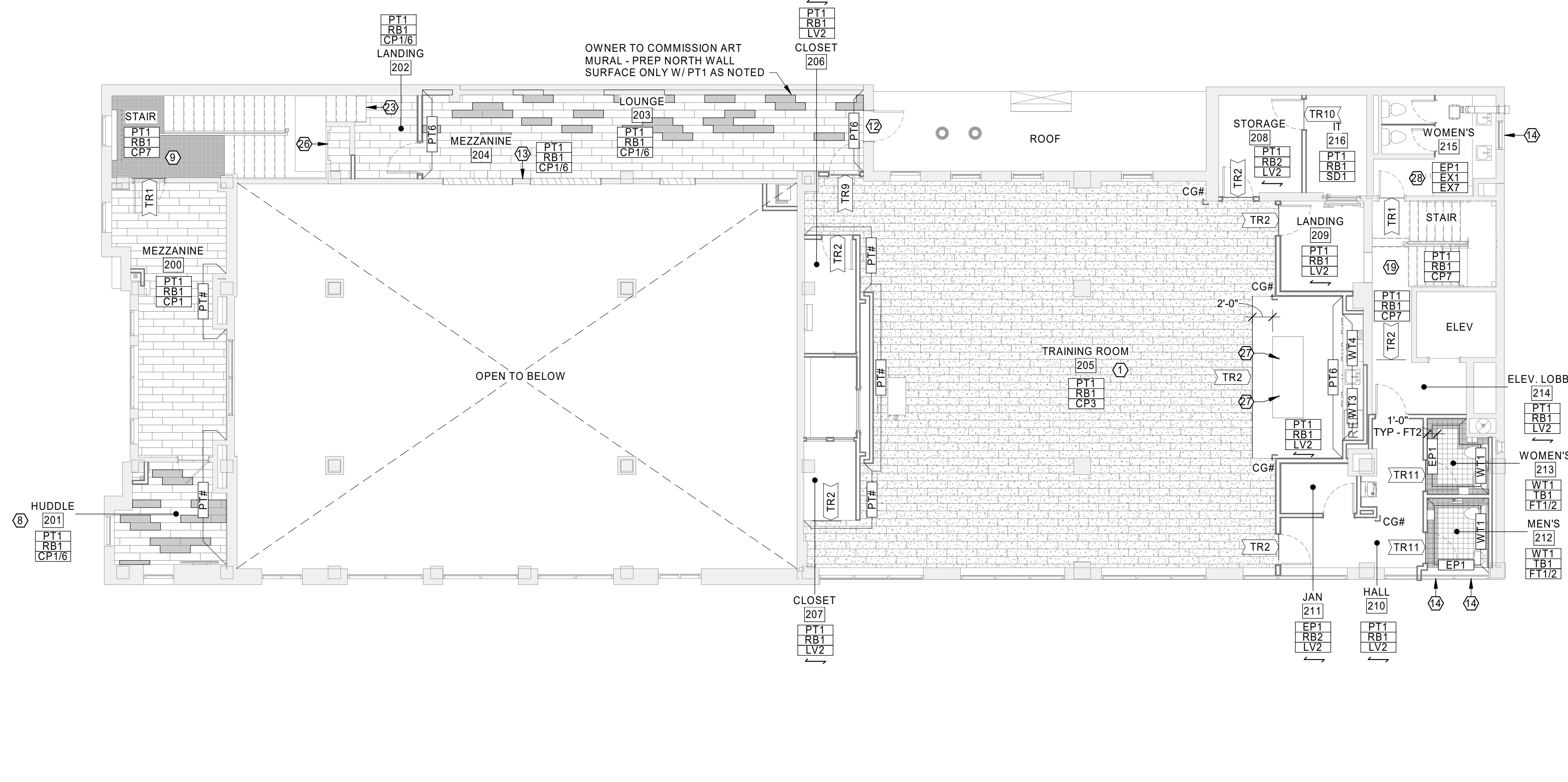


**1 BASEMENT FINISH PLAN**  
A501 1/8" = 1'-0"



**2 FIRST FLOOR FINISH PLAN**  
A501 1/8" = 1'-0"





1 SECOND FLOOR FINISH PLAN  
A502 1/8" = 1'-0"



ITEM NO	PRODUCT TYPE
<b>BASE FINISH</b>	
EX1	EXISTING TO REMAIN
EX4	WOOD BASE
EX5	WOOD BASE
EX6	EXISTING TO REMAIN (MARBLE)
RB1	RUBBER BASE
RB2	RUBBER BASE
RB3	RUBBER BASE
TB1	TILE BASE
<b>CASEWORK</b>	
PL1	PLASTIC LAMINATE
PL2	PLASTIC LAMINATE
PL3	PLASTIC LAMINATE
PL4	PLASTIC LAMINATE
SS1	SOLID SURFACE
SS2	SOLID SURFACE
<b>FLOOR FINISH</b>	
CP1	CARPET
CP1/6	CARPET
CP2	CARPET
CP3	CARPET
CP4	CARPET
CP4/5	CARPET
CP5	CARPET
CP7	CARPET
EM1	WALK OFF MAT
EX7	EXISTING TO REMAIN - STRIP AND POLISH
<b>MISCELLANEOUS</b>	
WF2	WINDOW FILM
<b>TRANSITION AND TRIM PIECES</b>	
TR1	TRANSITION STRIP
TR2	TRANSITION STRIP
TR3	TRANSITION STRIP
TR4	TRANSITION STRIP
TR5	TRANSITION STRIP
TR7	TRANSITION STRIP
TR9	TRANSITION STRIP
TR10	TRANSITION STRIP
TR11	TRANSITION STRIP
TR13	TRIM PIECE
<b>WALL FINISH</b>	
CR1	WOOD CHAIR RAIL
EP1	EPOXY PAINT
EX1	EXISTING TO REMAIN
FR1	WALL PROTECTION
FR2	WALL PROTECTION
HW1	HARDWARE
PT1	PAINT
PT2	PAINT
PT3	PAINT
PT4	PAINT
PT5	PAINT
PT6	PAINT
PT7	PAINT
PT8	PAINT
PT12	PAINT
PT#	PAINT
WD	WOOD - STAINED
WT1	WALL TILE
WT2	WALL TILE
WT3	WALL TILE
WT4	WALL TILE
WT5	WALL TILE

FINISH PLAN LEGEND

NAME 101 ROOM NAME AND NUMBER  
 A8# # INTERIOR ELEVATION CALL OUT AND DIRECTION OF ELEVATION VIEW  
 XXX# FINISH TAG  
 XXX# EXTENT OF ACCENT PAINT OR WALL FINISHES

FINISH TAGS DISPLAYED IN GROUPING ON FINISH PLAN REPRESENT MAJORITY ROOM FINISH SELECTIONS. ORDER OF GROUPING DEFINED IN EXAMPLE BELOW:

XXX# MAJORITY WALL FINISH  
 XXX# MAJORITY BASE FINISH  
 XXX# MAJORITY FLOOR FINISH

INSTALL DIRECTION OF DIRECTIONAL FLOOR FINISH  
 L# LOCATION AND TYPE OF CORNER GUARDS

FLOOR FINISH 'CP1' FLOOR FINISH 'CP6'  
 FLOOR FINISH 'CP2' FLOOR FINISH 'CP4' & 'CP5'  
 FLOOR FINISH 'CP3' FLOOR FINISH 'CP1' & 'CP6'  
 FLOOR FINISH 'CP4' FLOOR FINISH 'LV3'  
 FLOOR FINISH 'CP5' FLOOR FINISH 'FT1' & 'FT2'

GENERAL FINISH NOTES

- A. GROUT LOCATED SHALL BE EPOXY. VERIFY GROUT COLOR WITH INTERIOR DESIGN PRIOR TO INSTALL.
- B. REFER TO INTERIOR ELEVATIONS TO DETERMINE OVERALL FINISHES.
- C. VERIFY ALL INTERIOR FINISHES AND CONTACT INTERIOR DESIGNER WITH ANY QUESTIONS OR CLARIFICATIONS.
- D. ALL FINISHES TO BE APPLIED PER MANUFACTURER'S SPECIFICATIONS. G.C. IS RESPONSIBLE FOR OBTAINING AND FOLLOWING ALL MANUFACTURER'S RECOMMENDED INSTALLATION PROCEDURES AND FINISH REQUIREMENTS.
- E. SEMI GLOSS FINISH TO BE USED ON ALL PAINTED DOORS, DOOR FRAMES, PAINTED WOOD, WALLS IN RESTROOMS, AND METAL HANDRAILINGS. UNO.
- F. ALL FINISHES FURNISHED AND INSTALLED BY G.C. UNO.
- G. SEE REFLECTED CEILING PLAN FOR CEILING FINISHES.
- H. ALL WALLS TO BE 'PT1' UNO.
- I. NOT USED.
- J. WALL TILE TO HAVE TRIM AT ALL EXPOSED EDGES.
- K. REFER TO ELEVATIONS FOR TILE PATTERNS.
- L. PAINT DIFFUSERS, GRILLS, AND REGISTERS TO MATCH WALL OR CEILING WHERE INSTALLED. PATCH AND REPAIR EXISTING GRILLES AS NEEDED.
- M. ALL MILLWORK IS TO BE INSTALLED ON FINISHED FLOOR. UNO.
- N. PREP FLOOR AS REQUIRED FOR NEW FLOOR FINISHES PRIOR TO INSTALLATION.
- O. NOT USED.
- P. VERIFY EXTENT OF EXISTING FLOOR MATERIALS TO CONFIGURE NEW FINISHES INDICATED IN THE FLOOR PATTERN PLANS. EXISTING HAZARDOUS MATERIALS, SUCH AS ACM MATERIALS/FINISHES AND LEAD PAINT, TO REMAIN UNDISTURBED WHERE IT EXISTS.
- Q. ALL EXPOSED UNFINISHED EDGES OF FINISHES TO BE CONCEALED, PROTECTED AND FINISHED WITH TRIM, PROFILE, TRANSITIONS, ETC. FEATHER OUT FLOORING WHERE MATERIAL HEIGHTS ARE LESS THAN 0.25". FOR SMOOTH TRANSITION BETWEEN MATERIALS. ALL FLOOR TRANSITIONS ARE TO BE ADA COMPLIANT. VERIFY COLOR OF TRANSITIONS WITH INTERIOR DESIGNER PRIOR TO INSTALL.
- R. OWNER TO PROVIDE ROLLER SHADES. CONTRACTOR TO PROVIDE BLOCKING.
- S. IN OFFICES AND MEETING ROOMS WHERE 'PT# EXISTS, CONFIRM ACCENT PAINT COLOR AND LOCATION WITH DESIGNER PRIOR TO PAINTING.
- T. NO FINISH TO BE APPLIED TO RAW CONCRETE COLUMNS OR WALLS. UNO.
- U. 'FR1' TO BE INSTALLED AT ALL JANITOR SINKS WHERE INSTALLED.
- V. ALL EXISTING WOOD WINDOW SILLS 'WS1' TO BE PREPPED FOR NEW FINISHES, AND PAINTED 'PT17' UNO.
- W. CONTRACTOR TO FLOAT EXISTING SUBFLOOR AS NEEDED. SEE KEYNOTES FOR ADDITIONAL INFORMATION.
- X. NOT USED.
- Y. ALL WOOD HANDRAILS TO BE SANDED, PREPPED, AND STAINED. UNO.
- Z. ALL METAL HANDRAILS TO BE PAINTED 'PT10' UNO.
- AA. VERIFY INSTALLATION HEIGHTS OF ALL DECORATIVE FIXTURES PRIOR TO INSTALL.
- BB. SHELVE BRACKET 'HW1' SPECIFIED AS BRONZE PATINA SHELF SUPPORT. WEIGHT CAPACITY PER PAIR TO BE NO LESS THAN 25 POUNDS.
- CC. ALL HOLLOW METAL DOORS AND FRAMES TO BE PAINTED 'PT18' UNO.
- DD. COORDINATE AND VERIFY LOCATIONS OF CORNER GUARDS WITH OWNER AND DESIGNER PRIOR TO INSTALL.

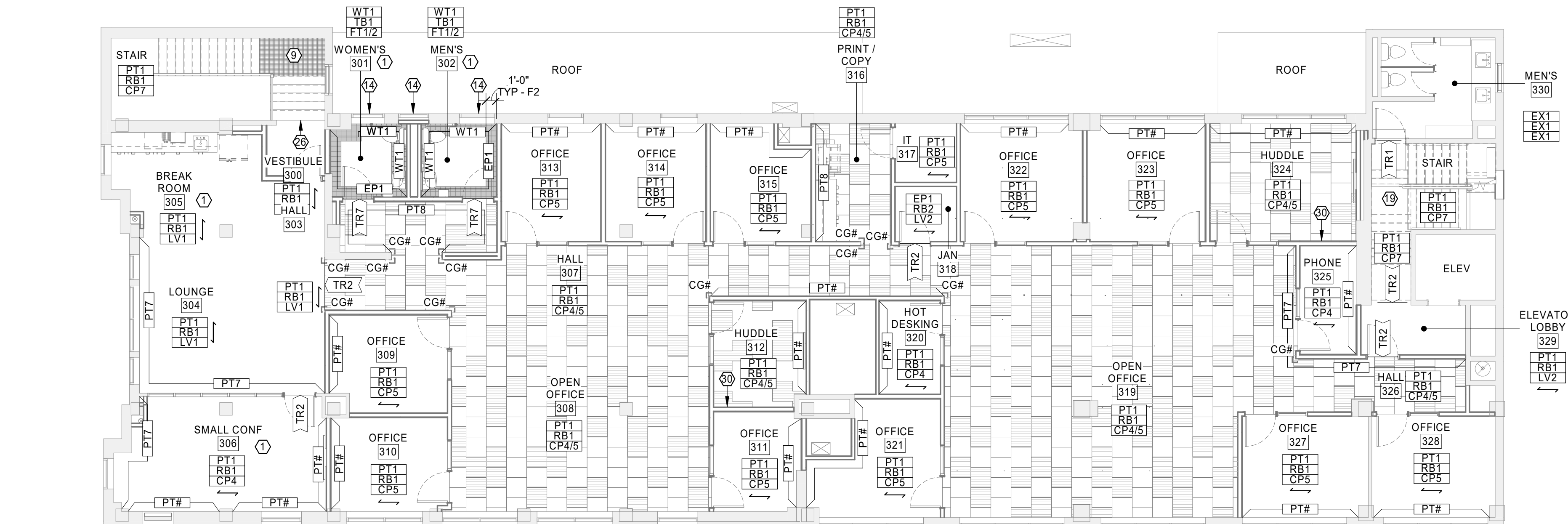
KEYNOTES

1. MULTIPLE WALL FINISHES IN THIS ROOM. SEE ELEVATIONS.
2. PAINT SIDE OF COLUMN/WALL 'PT3' UP TO STRUCTURE.
3. NOT USED.
4. NOT USED.
5. NOT USED.
6. IN ELEVATOR, PAINT EXISTING WALLCOVERING 'PT1'. CONTRACTOR TO PROTECT MIRRORS DURING CONSTRUCTION AND CLEAN. PREP EXISTING WOOD TRIM AND WOOD BASE, AND PAINT 'PT15'. NEW GRID AND LAYIN CEILING TO BE INSTALLED BY ELEVATOR CONTRACTOR, INCLUDING LIGHTS.
7. EXISTING FOUNDATION WALL TO BE EXPOSED. CLEAN AS NEEDED. INSTALL 'LV2' TIGHT TO WALL, AND SEAL EDGES. NO BASE TO BE INSTALLED.
8. REFINISH PLASTER WITH SKIMCOAT, UNLESS MORE REPAIR IS REQUIRED FOR A LEVEL 4 FINISH, AND PAINT 'PT1' UNO.
9. STAIR TO BE FINISHED WITH 'CP7' AND 'RB1'. WOOD HANDRAILS TO BE REPAIRED, REFINISHED AND STAINED. REPAIR EXISTING LEAD PAINT AT RAILINGS 'PT10'. KEEP ORIGINAL 1" X 1" MOSAIC TILE AND PROTECT DURING DEMO OF EXISTING FINISHES, AND DURING INSTALL OF NEW FINISHES.
10. ALL EXISTING FINISHES TO REMAIN, EXCEPT WHERE NEEDED. PATCH IN NEW RESILIENT FLOORING TO VISUALLY MATCH EXISTING, WITHOUT DISTURPTION TO EXISTING FLOOR, AND INSTALL FLUSH TO EXISTING FLOOR.
11. NOT USED.
12. PAINT DOOR AND FRAME 'PT5' TO MATCH ADJACENT WALL.
13. EXISTING BRICK WALL TO BE EXPOSED. CLEAN AS NEEDED. NO BASE TO BE INSTALLED.
14. NOT USED.
15. EXISTING WOOD BASE 'EX5' TO BE PAINTED 'PT15'.
16. EXISTING WOOD BASE 'EX4' TO BE PAINTED 'PT14'.
17. INSTALL NEW FLOORING OVER EXISTING VCT FLOORING WITH NO DISRUPTION TO EXISTING FLOOR. VERIFY EXTENTS OF EXISTING FLOORING IN FIELD.
18. 'WT1' INSTALLED WHERE REQUIRED BY CODE, WITH 'EP1' ABOVE. 'TB1' ON ALL WALLS. SEE TYPICAL RESTROOM ELEVATIONS.
19. STAIR TO BE FINISHED WITH 'CP7', 'RB1', AND 'PT1' THROUGHOUT, INCLUDING UP TO ROOF ACCESS. RAILINGS TO BE PAINTED 'PT10'.
20. INSTALL 'LV3' OVER EXISTING TERRAZZO FLOOR. PATCH/REPAIR TERRAZZO FLOOR TO MATCH EXISTING. PATCH/REPAIR OF EXISTING FLOOR, AND INSTALLATION OF NEW FLOORING ARE TO NOT DAMAGE THE SURROUNDING HISTORIC FABRIC THAT IS IN GOOD CONDITION. APPLY FLOOR LEVELING AGENT AS NEEDED TO FLUSH OUT ADJACENT FLOOR FINISHES.
21. STAIR TREADS AND RISERS TO BE FINISHED WITH 'LV1' AND 'SN1' AT STAIR NOSING. CONFIRM PROFILE AND COLOR WITH DESIGNER PRIOR TO INSTALL.
22. STAIR TREADS AND RISERS TO BE FINISHED WITH 'EM1' AND 'SN2' AT STAIR NOSING. CONFIRM PROFILE AND COLOR WITH DESIGNER PRIOR TO INSTALL. FINISH OUT ENTIRE VESTIBULE, INCLUDING LANDING AT STEPS, IN 'EM1', 'EX5' AND 'PT1'.
23. STAIR TREADS AND RISERS TO BE FINISHED WITH 'CP1' AND 'SN3' AT STAIR NOSING. CONFIRM PROFILE AND COLOR WITH DESIGNER PRIOR TO INSTALL.
24. NOT USED.
25. NOT USED.
26. SLIM PROFILE TRIM PIECE OR STAIR NOSING TO BE INSTALLED AT EXPOSED EDGE OF FINISHED FLOOR. CONFIRM PROFILE AND COLOR WITH DESIGNER PRIOR TO INSTALL.
27. GROMMETS TO DROP INTO CABINET BELOW.
28. EXISTING FLOORING TO REMAIN. STRIP AND POLISH.
29. SLIM PROFILE TRIM PIECE OR STAIR NOSING TO BE INSTALLED AT EXPOSED EDGE OF FINISHED FLOOR WHERE IT MAY OCCUR. CONFIRM PROFILE AND COLOR WITH DESIGNER PRIOR TO INSTALL. REMAINDER OF TREADS AND RISERS ARE TO REMAIN EXISTING.
30. WHITEBOARD TO BE PROVIDED AND INSTALLED BY OWNER. VERIFY LOCATION AND HEIGHT WITH ARCHITECT.

© 2021 | ALL RIGHTS RESERVED

CONFORMED CONSTRUCTION DOCUMENTS

07.12.2021  
 PROJECT# | BSEEDRENO  
 DESIGNED BY | RAJTAR  
 DRAWN BY | STRECHMA  
 REVISIONS  
 1 07.27.2021 PR 01  
 4 09.08.2021 PR 04



2 THIRD FLOOR FINISH PLAN  
A502 1/8" = 1'-0"

